

BOOTLEG STUDIO FURNITURE COLLECTION



WWW.BOOTLEGSTUDIO.NET

MELBOURNE, AUSTRALIA

@BOOTLEG_STUDIO



Bootleg Studio is a furniture design practice that has been producing pieces in Melbourne since 2019, specialising in contemporary steel fabricated furniture that is designed for residential, commercial and public settings.

CONENTS

WALL HOOKS	Pg. 3
BASIC TABLE	Pg. 5
BOBBY BENCH	Pg. 7
B-LINE WALL SHELF	Pg. 9
BLIND STOOL	Pg.11
CLOVER FIRE PIT	
TRI-BAR COAT RACK	
BOBBY PIN HANDLE	
SINE TOWEL RAIL	
FLOP CHESS BOARD	
SCULPTURE WORK	



WALL HOOKS

Intended as a piece of wall sculpture, our wall hooks are ideal for coats, bags and hats. With 3 hanging points per hook, a number of items can be slung in 1 convenient location. Our three versions - the drip hook (small), flourish hook (medium) and line hook (large) are both practical and a piece of art for your space. Available in a wide range of powdercoat colours.

DIMENSIONS:

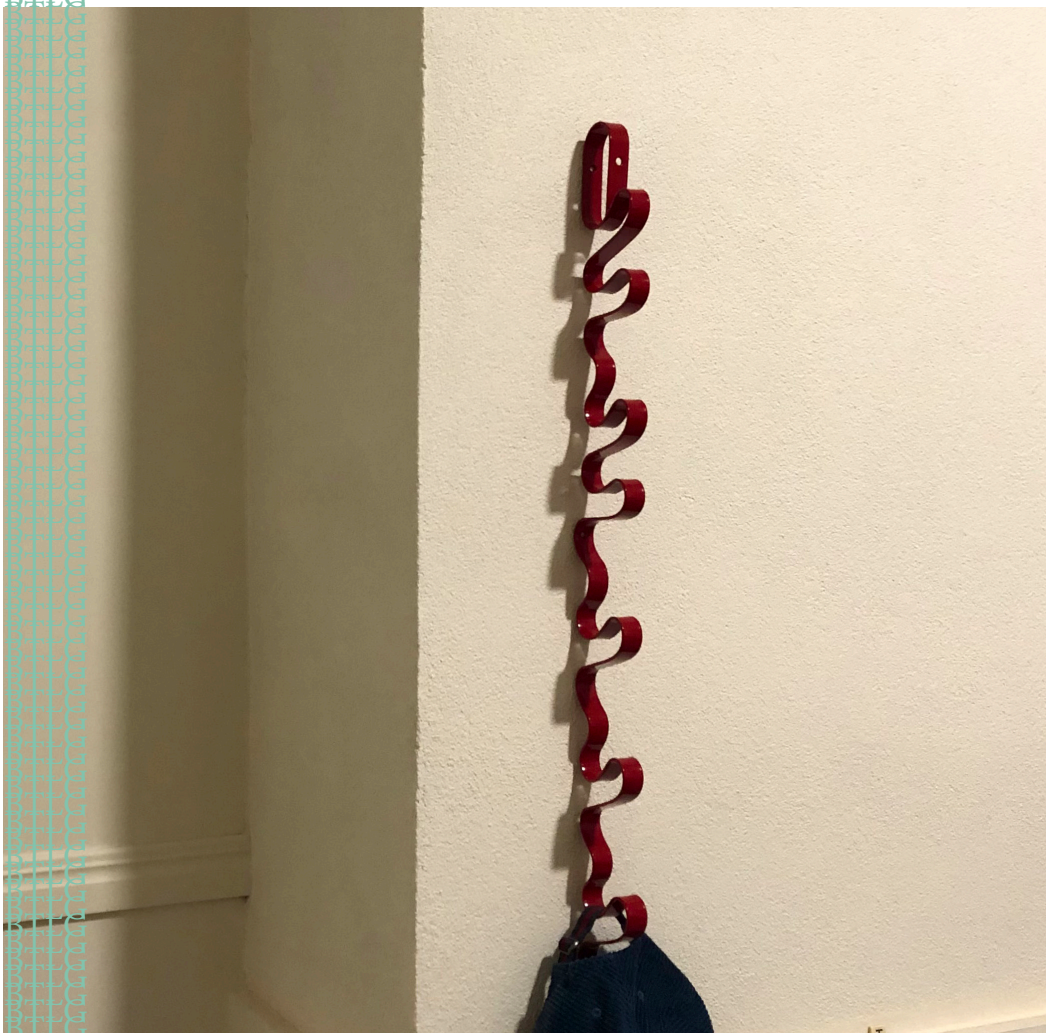
Drop Hook: 13cm


Drip Hook: 15cm

Flourish Hook: 35cm

Line Hook: 55cm

XL Flourish Hook: 75cm



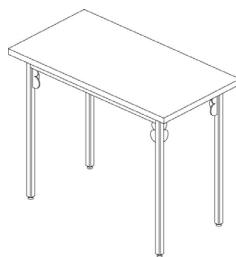




BASIC TABLE

Our Basic Table frames are an elegant and simple piece that are built solid. Made from steel and powdercoated in a range of colours. Available to purchase as the frame on its own for those who already have a table top in mind - or chose one of our Bootleg timber tops to go with it.

DIMENSIONS: We build all tables to requested custom dimensions. Any size available.






BOBBY BENCH

Our Basic Table frames are an elegant and simple piece that are built solid. Made from steel and powdercoated in a range of colours. Available to purchase as the frame on its own for those who already have a table top in mind - or chose one of our Bootleg timber tops to go with it.

DIMENSIONS: We build all tables to requested custom dimensions. Any size available.





B-LINE WALL SHELF


The B-Line shelf is a slender aluminium piece that is easily screwed onto any wall. The wave profile makes it a sculptural feature piece as well as a practical durable mode for storage. 2 sizes available: 400mm long & 600mm long. Custom lengths available on request. Available in bare aluminium and a range of powdercoat colours.

DIMENSIONS: Standard lengths of 40cm and 60cm, with depth of 20cm. Shelves can be made to any custom size on request.





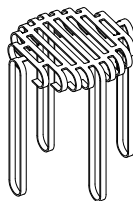
B-Line Wall Shelf with Drop Hooks




BLIND STOOL

The Blind Stool is an indoor/outdoor piece from Bootleg Studio. Although a very slender frame, it is built solid with nice weighty steel components. Perfect as a seat or side table. They are currently available in a wide range of powdercoated colours.

DIMENSIONS: 50cm H, 42cm W





CLOVER FIRE PIT

The Clover Fire Pit is a sculptural piece that is a feature in all kinds of outdoor spaces.

Constructed from solid steel and finished with a black oxide coating, the Clover Fire Pit is an outdoor essential that performs while looking beautifully stylish doing it.


Assembled from 4 pieces that are simple to pull apart and stack together for compact storage when not in use or when going on the road camping.

Designed and made in Melbourne.

Dimensions: 670mm diameter, 210mm high

Material: 5mm thick mild steel with black oxide coating.

Like all outdoor fire pits, the finish and colour of the piece will age and weather. This is due to the extreme conditions of fire in combination with exposure to the elements.






TRI-BAR COAT RACK

Our new coat rack is an elegant 3 prong piece constructed from steel and finished in powdercoat. Inspired by the house plant, the Tribar coat rack takes on an organic form allowing 9 or more pieces (hats, bags, coats, scarves and more) to be hung down it's viney structure. Available in a range of colours and finishes.

DIMENSIONS: 140cm H





BOBBY PIN HANDLE

The Bobby Pin Pull Handle is a sculptural piece suited for any cabinet or door. Based off the iconic Bobby Pin form, the handle is a solid metal and available in a range of colours. Suitable for both indoor and outdoor use.

DIMENSIONS: 2.5cm W, 50cm L

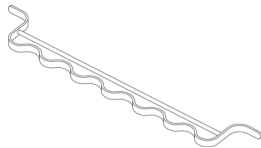






SINE TOWEL RAIL

Our new coat rack is an elegant 3 prong piece constructed from steel and finished in powdercoat. Inspired by the house plant, the Tribar coat rack takes on an organic form allowing 9 or more pieces (hats, bags, coats, scarves and more) to be hung down it's viney structure. Available in a range of colours and finishes.

DIMENSIONS: 140cm H


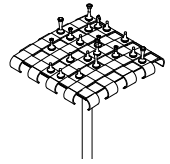






FLOP CHESS BOARD

The Flop Chess Table is a steel piece that functions as a chess board and table. The slender chess top consist of 3 layers of over-lapped steel, curving subtly in all directions creating an elegant 3 dimensional element to the chess game. The Flop Chess Table is a functional table as well as a feature piece for any Chess enthusiast.

DIMENSIONS: 38cm W, can be built to any height.





SCULPTURE WORK



COLOUR AND FINISH GUIDE

For powdercoating finishes we have access to the majority of the colour ranges offered by Dulux, Jotun and OxyTech. Colours are available on these suppliers websites. Below is a range of our most popular and commonly used colours.



X15 Orange



French Blue




Manor Red



Wedgewood



Dusty Pink



Flame Red



Safety Yellow



Pale Eucalypt



Bare Stainless Steel

When it comes to our timber - for items such as table tops - we generally use high quality Australian pressed Birch ply with veneers on the top and bottom. The two most commonly used are American Walnut and Tasmanian Oak - pictured below



BOOTLEG STUDIO FURNITURE COLLECTION



PURCHASE INFORMATION

Trade discounts are available on some orders depending on quantities.

For custom variations on our furniture please e-mail us at tom@bootlegstudio.com

For purchase of any of our “standard” pieces or for current pricing, feel free to visit our website or get in touch via email